

# CF MESA



## INSULATED METAL WALL PANEL




The CF Mesa insulated metal panel is well suited for exterior and interior walls and ceiling applications. The lightly corrugated profile on both faces creates symmetry on the outside of the building and room to room within. The minor rib provides a flattened appearance. Mesa panels are ideal for cold storage, commercial, institutional and industrial applications.

LOCK & GROOVE SYSTEM

PANEL



PANEL PROFILE



### PRODUCT SPECIFICATIONS

**WIDTH** 30", 36", 42"

**THICKNESS** 2", 2½", 3", 4", 5", 6"

**LENGTH** 8'-0" to 53'-0"

**EXTERIOR FACE** Stucco-embossed, G-90 galvanized and/or AZ-50 aluminum-zinc coated steel in 26, 24 and 22 Ga.

**INTERIOR FACE** Stucco-embossed, G-90 galvanized and/or AZ-50 aluminum-zinc coated steel in 26, 24 and 22 Ga.

**JOINT** Offset double tongue-and-groove with extended metal shelf for positive face fastening

### U-FACTORS AND R-VALUES\*

#### U-FACTOR (BTU/h-ft<sup>2</sup>·°F)

PANEL WIDTH: 42"

	75°
2"	0,0706
2½"	0,0516
3"	0,0424
4"	0,0324
5"	0,0264
6"	0,0224

PANEL WIDTH: 42"

	40°
2"	0,0669
2½"	0,0491
3"	0,0401
4"	0,0305
5"	0,0248
6"	0,0210

#### R-VALUE (h-ft<sup>2</sup>·°F/BTU)

PANEL WIDTH: 42"

	75°
2"	14,16
2½"	19,38
3"	23,58
4"	30,86
5"	37,88
6"	44,64

PANEL WIDTH: 42"

	40°
2"	14,95
2½"	20,37
3"	24,94
4"	32,79
5"	40,32
6"	47,62

\*Based on ASTM C518, ASTM C1363 and thermal modeling, 75° F and 40° F core mean temp.

### DESIGN FEATURES & BENEFITS

- Consistent high quality with foamed-in-place panel manufacturing
- Easily washable
- Utilizes concealed clips and eliminates thermal short circuits
- Easy and fast installation, with reduced construction labor costs
- Interior and exterior applications

# TESTING: CF MESA INSULATED METAL WALL PANEL

TEST/APPROVAL	TEST METHOD	TEST TITLE	RESULTS
<b>Fire US</b>	ASTM E84	Surface Burning Characteristics of Building Materials	Flame spread <25, smoke developed <450
	ASTM E119	Fire Tests of Building Construction Materials	One hour non-load bearing rating with two layers of Type X Gypsum Vertical or horizontal installation
	FM 4880	Class 1 Fire Rating of Insulated Wall, Ceiling and Roof Panels	Product approved Exterior wall requires FM 4881 approval
	NFPA 259	Test Method for Potential Heat of Building Materials	Potential heat of foam plastic insulation contained in the assembly tested in accordance with NFPA 285
	NFPA 285	Evaluation of Fire Propagation Characteristics of Exterior Non-Load Bearing Wall Assemblies	Panel assembly met the requirements of the standard
	NFPA 286	Fire Tests for Evaluating Contribution of Wall and Ceiling Finish to Roof Fire Growth	Test specimen met the criteria of the IBC Section 803.1.2.1
<b>Fire Canada</b>	CAN/ULC S101	Fire Endurance Tests of Building Construction and Materials	One hour non-load bearing fire rating with two layers of Type X Gypsum
	CAN/ULC S101	Fire Endurance Tests of Building Construction and Materials	Meets 15 minute stay-in-place requirements
	CAN/ULC S102	Surface Burning Characteristics of Building Materials and Assemblies	Meets the National Building Code of Canada requirements
	CAN/ULC S134	Fire Test of Exterior Wall Assemblies	Complies with the fire-spread and heat-flux limitations required by the National Building Code of Canada
	CAN/ULC S138	Fire Growth of Insulated Building Panels in a Full-Scale Room Configuration	Met the criteria of the standard
<b>Structural</b>	ASTM E72	Strength Tests of Panels for Building Construction	See Load Chart
	ASTM E1592	Structural Performance of Metal Roof and Siding Systems by Uniform Static Air Pressure Differences	See Load Chart
	FM 4881	Class 1 Exterior Wall Structural Performance	See FM Wall Load Chart
<b>Thermal Performance</b>	ASTM C518	Steady-State Thermal Transmission Properties by Means of the Heat-Flow Meter Apparatus	K-Factor of 0.126 BTU.in/hr.ft <sup>2</sup> .°F at 40° F mean core K-Factor of 0.14 BTU.in/hr.ft <sup>2</sup> .°F at 75° F mean core
	ASTM C1363	Thermal Performance of Building Materials and Envelope Assemblies	See Thermal Performance Guide
<b>Air Infiltration</b>	ASTM E283	Rate of Air Leakage Through Curtain Walls Under Specified Pressure Differences	<0.01 cfm/ft <sup>2</sup> at 20 psf Vertical or horizontal installation
<b>Water Infiltration</b>	ASTM E331	Water Penetration of Exterior Walls by Uniform Static Air Pressure Differences	No uncontrolled leakage when tested to a static pressure of 20 psf Vertical or horizontal installation
<b>Special Approval</b>	Miami-Dade NOA	Product Approval for City of Miami and Dade County	Product has City of Miami and Dade County Notice of Acceptance
	State of Florida	Product Approval for the State of Florida	Product has State of Florida approval

Descriptions and specifications contained herein were in effect at the time this publication was approved for printing. Application details are for illustration purposes only and may not be appropriate for all environmental conditions, building designs or panel profiles. Projects should be designed to conform to applicable building codes, regulations and accepted industry practices. If there is a conflict between this document and project erection drawings, the erection drawings will take precedence.